


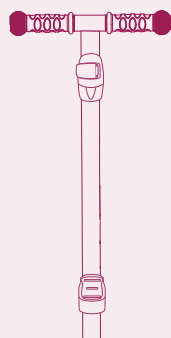
By My Side Scooter™

Instructions

A Pedal



B T-bar



C Doll Carrier



ASSEMBLED GLIDER SCOOTER SAFETY FIRST

Please check that all parts are well installed and are secure before handing to a child.
Warning! Read the instructions before use.
Unsuitable for children under the age of 36 months because small detachable parts may be swallowed.
Only to be used under the supervision of a responsible adult.

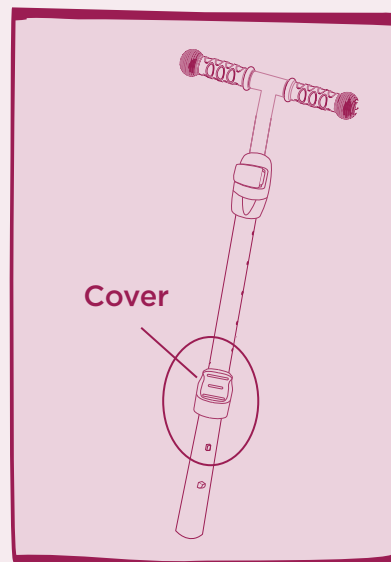
We recommend the use of protective pads and helmet when using this product.

The toy shall be used with caution, since it requires skill to ride. Users should exercise caution to avoid injuring themselves or others.

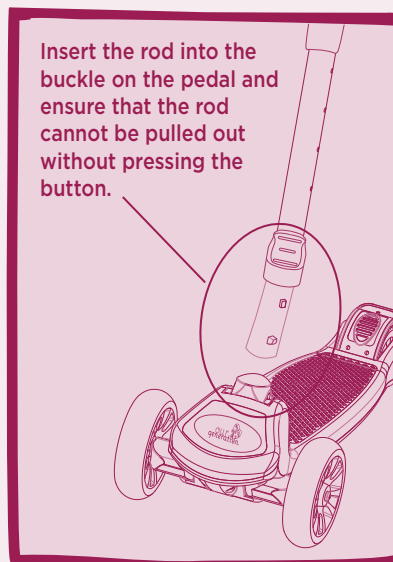


our generation®

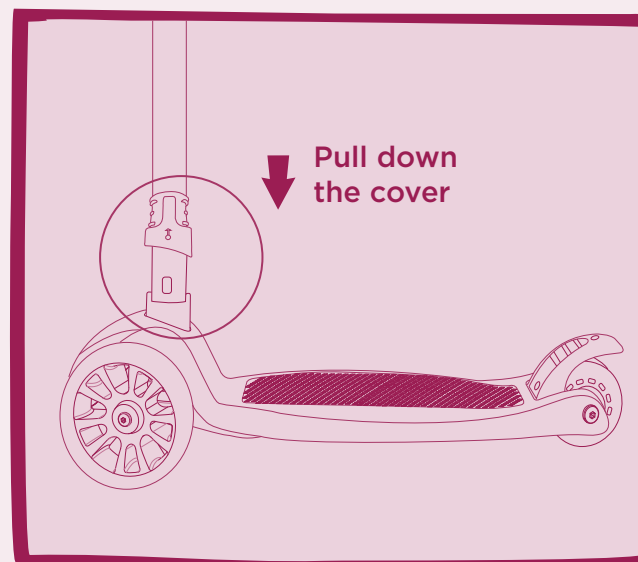
Step 1



Step 2



Step 3



A GUIDE TO SAFE SCOOTER USE

1. We recommend this scooter for pavement use only. Do not ride on public highways.
2. Do not ride at night. Visibility is often limited at dawn and dusk.
3. Always give pedestrians the right-of-way and don't ride too close to them. Never park your scooter where it will be a hazard.
4. Avoid hazards that will cause you to lose control of your scooter such as potholes, manhole covers, or uneven pavement.
5. Leave plenty of room when passing parked vehicles and watch out for doors being opened in your path.
6. Do not operate in wet weather. Regularly check the function of breaks and steering.
7. Never carry passengers on your bicycle or scooter. Never carry packages in your hands while riding. Never fix anything to your scooter that could obstruct your visibility or control.
8. Do not wear anything that restricts your hearing.
9. Always ride with both hands on the handlebars.
10. Do not wear very loose clothing which could hang down and become caught in the wheels.
11. We recommend that light colored or fluorescent clothing be worn which helps others to see you in daylight and poor light.
12. Always wear proper safety equipment. We recommend wearing a helmet, long-sleeved shirt, long trousers, shoes, elbow pads and knee pads. Gloves and eye protection also make good sense. Cover your handlebars, stem and top tube with safety pads for extra protection.

WARNING: ALWAYS INSPECT SCOOTER PRIOR TO RIDING. Properly inspecting and maintaining your scooter can reduce the risk of injury. Always inspect your scooter before riding and regularly maintain it.

CHECK LOCAL LAWS REGARDING SCOOTER USE. Check local laws and regulations to see where and how you may use your scooter legally. In many local areas, it is required BY LAW to wear a helmet when riding a scooter. Check local laws and regulations regarding helmet use and scooter operation in your area.

Protective equipment should be worn. Not to be used in traffic. 50kg max.

Ensure folding system is locked in place before use.

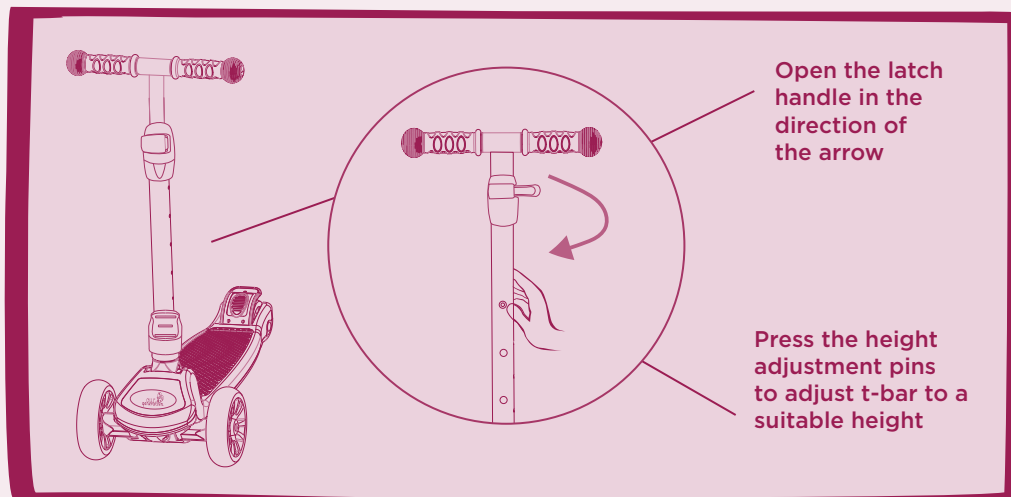
age
3+

BD39005




WARNING:
CHOKING HAZARD - Small parts.
Not for children under 3 years.

How to Adjust the Height



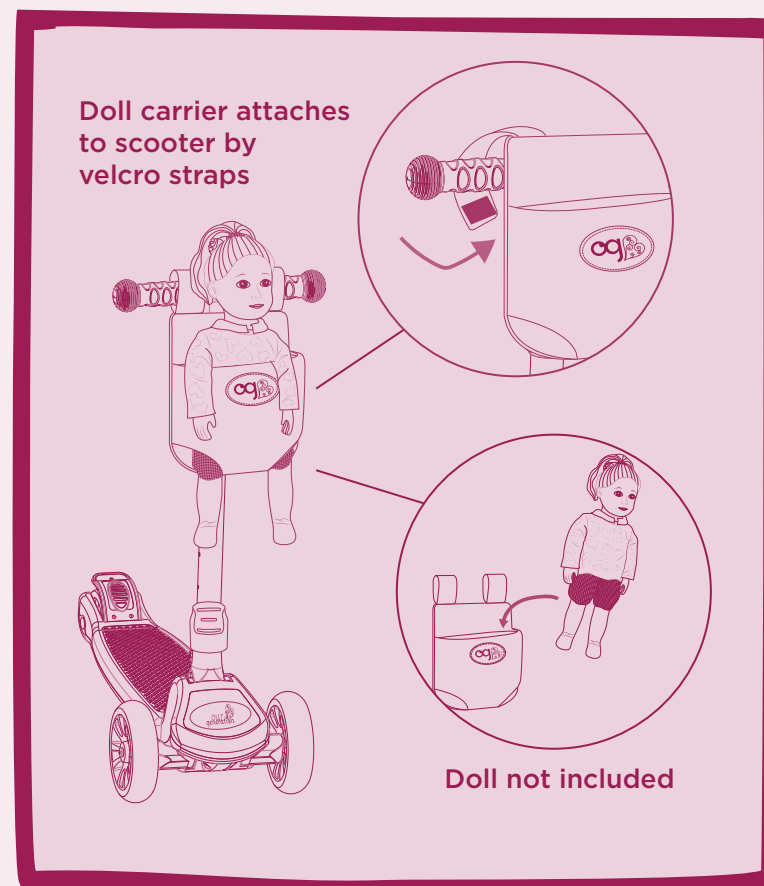
Brake Pedal



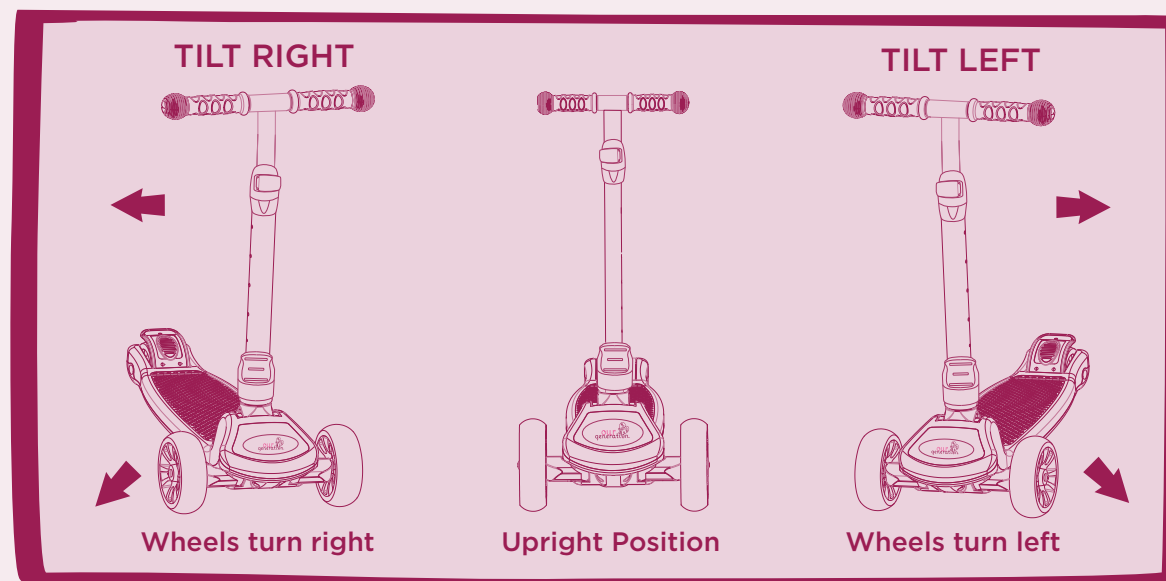
our
generation



Doll Carrier



Steering the Scooter



SAFETY ADVICE

This is a three wheel self-propelled scooter designed for a single rider only. It is not intended or equipped for road use, off road use, racing, jumping, stunt riding or use with any motorised device.

NOTE

Scooter should never be ridden by more than one person at a time. Never ride at night, obey all traffic and pedestrian regulations, and give right of way to pedestrians. Care should be taken when riding on wet pavements as braking action and wheel traction may be reduced. Never leave your scooter unlocked and unattended.

FOR YOUR CHILD'S SAFETY

Recheck that all screws, nuts and bolts are firmly tightened before use. Make sure that your child is capable of riding this scooter.

Do not allow your child to ride unsupervised.

MADE IN CHINA